



INDICATOR 2.1



Percentage of G7 member programmes on agriculture and rural development that include objectives and expected results to increase the incomes of smallholder farmers

Data Source:
G7 self-reporting by G7 members

410 programmes/807 programmes = **50.8%**



INDICATOR 2.2



Percentage of resources committed to agriculture that include specific gender objectives

Data Source:
OECD DAC database (OECD Stat)

Marker 1: USD million 338.75/696.83= **48.6%**

Marker 2: USD million 2.80/696.83= **0.4%**



INDICATOR 2.3



G7 donors' performance standards for ODA-supported investment instruments are reviewed to be aligned with the VGGT and the Principles for Responsible Investment in Agriculture and Food Systems

Data Source:
Self-reporting by G7 members

The information collection process for this indicator is currently ongoing and will be reflected in the next G7 Financial Reporting on Food Security and Nutrition (2018).

INDICATOR 2.4



Percentage of resources committed to agriculture that include climate adaptation and/ or mitigation objectives

Data Sources:
OECD DAC database (OECD stat)

Adaptation 1+2: **52.6%**

Mitigation 1+2: **18.3%**



INDICATOR 2.5



Resources committed to nutrition- specific and nutrition-sensitive interventions

Data Sources:
- Self-reporting based on N4G/SUN tracking of nutrition spending
- OECD DAC database (CRS Code 12240)

Nutrition specific: USD million 2.46

Nutrition sensitive: The data collection process for this indicator is currently ongoing and will be reflected in the next G7 Financial Reporting on Food Security and Nutrition (2018).

INDICATOR 2.6



G7 strategic focus to strengthen linkages between short-, medium- and long-term food security and nutrition support/programmes and to enhance transition between relief and development

Data Sources:
Self-reporting by G7 members

Strategy developed and being implemented



INDICATOR 2.7



G7 governments have provided technical support and/or funding to improve and/or expand capacities to collect, analyze, and/or use food security and nutrition indicators in support of SDG2 targets

Data Source:
Self-reporting by G7 members

Programmes ongoing



INDICATOR 3.1



G7 members Direct Assistance for agriculture, fishing, food security and nutrition

Data Source:
Self-reporting by G7 members

Total Disbursement: USD million 692.63

INDICATOR 3.2

























G7 members other assistance with explicit objectives to improve people's food security and/or nutrition

Data Source:
Self-reporting by G7 members

The data collection process for this indicator is currently ongoing and will be reflected in the next G7 Financial Reporting on Food Security and Nutrition (2018).



Definition	Thresholds	Notes/Remarks
INDICATOR 2.1		
Number of committed G7 agriculture and Rural development programmes (CRS Code 311, 32161, 312,313, 43040) in partner countries with objectives and expected results to increase incomes of smallholders	 less than 25%  25-50%  more than 25%	Limited to Programmes funded by MOFA, Ministry of Agriculture, Forestry and Fishery and JICA.
INDICATOR 2.2		
Volume of commitments dedicated to CRS Code 310 (i.e. 311, 312, 313) that is targeted at gender equality and women's empowerment (OECD DAC marker for Gender equality and women's empowerment 1 or 2), divided by total volume of commitments dedicated to CRS Code 310 (i.e. 311, 312, 313); Multiplied by 100	 less than 30% with Marker 1 and 2  30-50% with Marker 1 and 2, with more than 0% with Marker 2  more than 50% with Marker 1 and 2, with at least 5% with Marker 2 ("Principal")	
INDICATOR 2.3		
Performance standards for ODA-supported investment instruments are reviewed to be aligned with the VGGT and the Principles for Responsible Investment in Ag and Food Systems.	 No review of consistency with VGGT and the Principles  Review process started and ongoing  Review has taken place and standards are aligned with the VGGT  ... and the Principles	
INDICATOR 2.4		
Volume of commitments dedicated to CRS Code 311 that is targeted at climate adaptation and / or mitigation (OECD DAC marker climate change adaptation 1 or 2; mitigation 1 or 2) , divided by total volume of commitments dedicated to CRS Code 311; Multiplied by 100	 less than 20% with Adaptation and/ or Mitigation Marker 1 and 2  20-40% with Adaptation and/ or Mitigation Marker 1 and 2  more than 40% with Adaptation and/ or Mitigation Marker 1 and 2	
INDICATOR 2.5		
Absolute levels of commitments for nutrition-specific interventions and Percentage change compared to baseline Absolute levels of commitments for nutrition-sensitive interventions and Percentage change compared to baseline (Nutrition-sensitive: methodology applied according to/equivalent with "SUN DONOR NETWORK Methodology and Guidance Note to Track Global Investments in Nutrition")	 Decrease in commitments by 10% or more with respect to 2015  Same level of 2015  Increase in commitments by 10% or more with respect to 2015	As for nutrition-sensitive intervention, Japan faced technical difficulties in applying the keyword search approach as the information transmitted to OECD/DAC doesn't include detailed description of each project. We will solve this problem by improving our database for the next reporting period.
INDICATOR 2.6		
Existence (in G7 members administrations) of a multi-sectoral strategy to strengthen linkages between short- medium- and long-term food security and nutrition support, and its implementation exist or not.	 No strategy  Process of strategy development ongoing  Strategy developed and being implemented	Based on the Cabinet's decision on the "Development Cooperation Charter" which includes multi-sectoral strategy, Japan has compiled and been implementing the Country Assistance Policy and the Rolling Plans tailor-made for specific situations of the recipient countries. These Policy and Plans, wherever appropriate, strategically encompass the short-, mid- and long-term assistance, to ensure seamless assistance for enhancing food security and nutrition.
INDICATOR 2.7		
Existence of specific programmes/projects aiming at expanding capacities to collect, analyze, and/or use food security and nutrition indicators in support of SDG2 targets	 No programmes  Programmes under definition  Programmes ongoing	Japan provided technical support for projects aiming at improving agricultural statistics and food security information through international and regional bodies. Japan also offered bilateral technical assistance in this field through JICA.
INDICATOR 3.1		
Absolute disbursement by G7 members dedicated to CRS Codes 311, 313, 32161, 520, 72040, 12240		
INDICATOR 3.2		
Disbursement by G7 members dedicated to CRS Codes 112, 12220, 12261, 12281, 13020, 140, 16010, 16050, 16062, 210, 23040, 24030, 24040, 25010, 312, 32165, 32267, 41010, 41030, 43030, 43040, 73010, 74010 with KEYWORDS SEARCH APPROACH		During the identification of projects/programmes with explicit objectives to improve people's food security and/or nutrition, Japan faced technical difficulties in applying the keyword search approach as the information transmitted to OECD/DAC doesn't include detailed description of each project. We will solve this problem by improving our database for the next reporting period.



Million USD

FAO	Core (92 %)	50.57
	Earmarked voluntary contributions *	-
WFP	Core (91 %)	4.65
	Earmarked voluntary contributions *	-
WHO	Core (2 %)	1.14
	Earmarked voluntary contributions *	-
UNICEF	Core (11 %)	2.00
	Earmarked voluntary contributions *	-
CGIAR	Core (55 %)	0.17
	Earmarked voluntary contributions *	-
IFAD	Core (82 %)	15.38
	Earmarked voluntary contributions *	-
World Bank Group	WB Core (2 %)	1,280.44
	Global Agriculture and Food Security Program (Public Sector Window)	0
	IFC (Private Sector Window and Agribusiness Investment)	10.00
	Earmarked voluntary contributions *	-
AfDB	Core (12 %)	597.36
	Earmarked voluntary contributions *	-
ADB	Core (8 %)	1,838.00
	Earmarked voluntary contributions *	-
IDB	Core (2 %)	171.02
	Earmarked voluntary contributions *	-
EBRD	Core (2 %)	51.14
	Earmarked voluntary contributions *	-
Others*	Earmarked voluntary contributions *	-

* As explained in the G7 FSWG Chair's Report: Financial Report on Food Security and Nutrition, the G7 will report on Earmarked Voluntary Contributions for the year 2015 as soon as possible, after internal clarifications on an agreed common methodology. Therefore, this report does not portray G7 Partners' financial contributions to multilateral organizations in full.